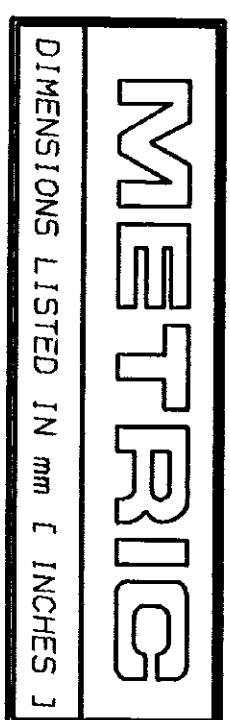
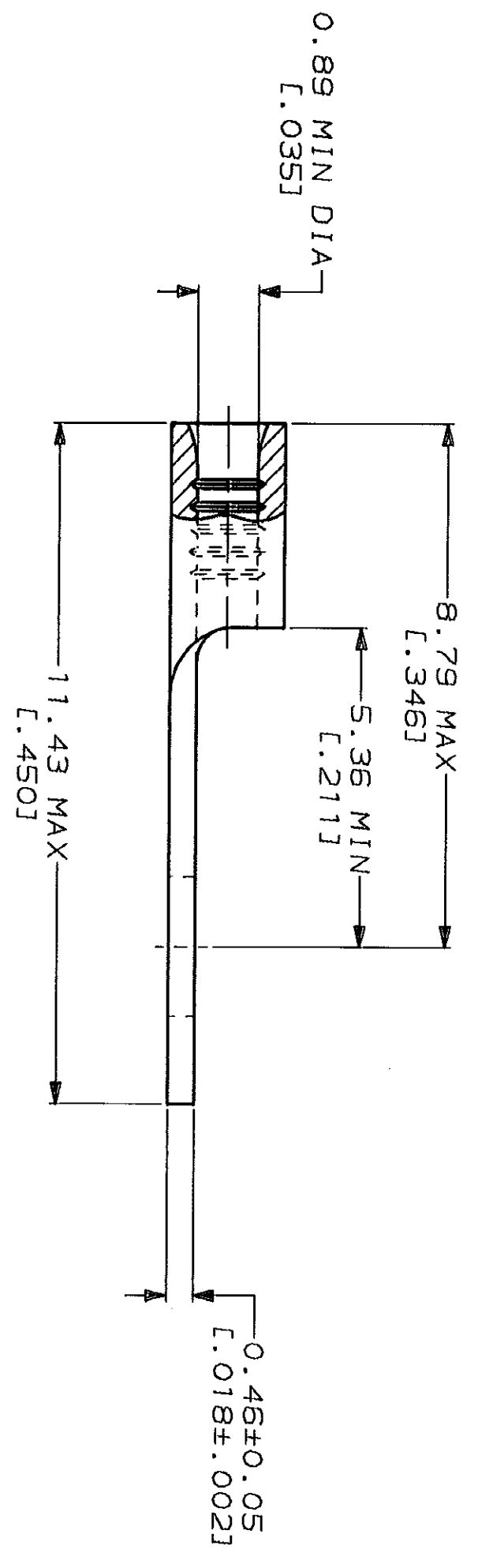
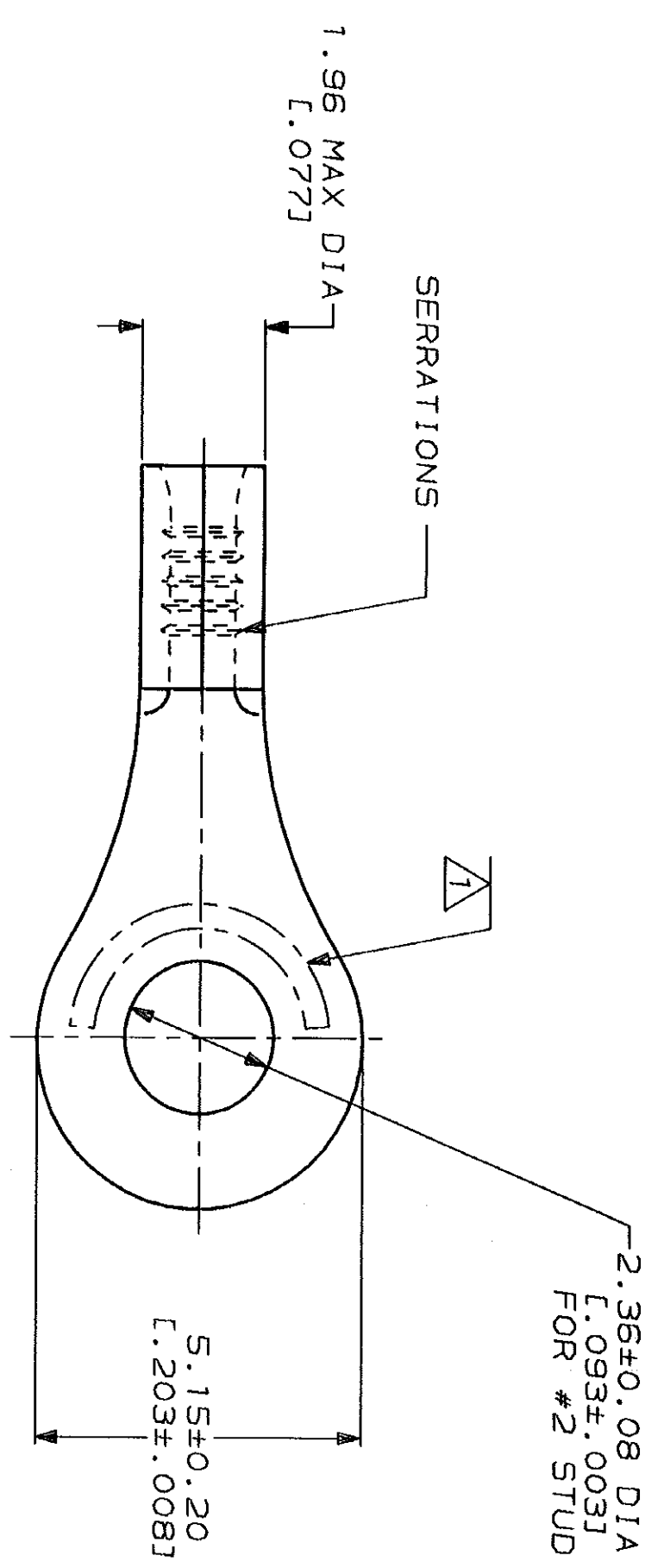


LOC	DIST	P	ZONE	LTR	DESCRIPTION	DATE	APPD
G	14			A	REV 8 REDRAWN PER 0720-0008-93	2-2-93	18 DAP



AMP WIRE RANGE	UL E13288 Listed
26-22 AWG STRANDED	NOT LISTED
LR7189 Certified	MILITARY P/N AND CLASS
NOT CERTIFIED	NOT APPLICABLE

△ STAMP AMP APPROX AS SHOWN



AMP INCORPORATED
CUSTOMER SERVICE SYSTEMS

FOR ADDITIONAL
 PRODUCT INFORMATION OR
 COPIES OF DRAWINGS
 AND TECHNICAL DOCUMENTS

PRODUCT INFORMATION CENTER
 1-800-522-6752

FOR APPLICATION
 TOOLING INFORMATION

TOOLING ASSISTANCE CENTER
 1-800-722-1111

FOR ORDER ENTRY

1-800-526-5142

MAX RECOMMENDED OPERATING
 TEMPERATURE: 170°C MAX

VOLTAGE RATING:
 NOT APPLICABLE

WIRE CROSS SECTIONAL AREA RANGE:
 0.1-0.41mm² [202-810] CIR MILS
 STRANDED

THIS DRAWING IS A CONTROLLED DOCUMENT FOR
 AMP. THE DRAWING IS SUBJECT TO CHANGE
 AND THE COMPANY ASSUMES NO LIABILITY FOR
 SHOULD BE CONTACTED FOR THE LATEST REVISION.

DO NOT SCALE PRINT.
 UNLESS SPECIFIED
 DIMENSIONS IN mm [INCHES]
 TOLERANCES ON:
 2 PLC DEC # - -
 3 PLC DEC # - -
 ANGLES # - -
 MATERIAL
 COPPER PER
 ASTM B-152
 ANNEALED

FINISH
 TIN PLATE
 0.00254 [L.000100] MIN
 THK PER MIL-T-10727

DR 2-2-93 TA BRINKMAN	NAME
CHK 2-2-93 DA PATTERSON	
APPD 2-2-93 DE MILLER	
APPD 2-2-93 JL MECKLEY	
PRODUCT SPEC	
APPLICATION SPEC	
WEIGHT	

AMP
 AMP Incorporated
 Harrisburg, PA 17105-3608

TERMINAL, RING
 TONGUE, BUDGET

SIZE
 CAGE CODE 00779
 DRAWING NO G-33695
 SCALE 10:1

33695
 PART NO